



PRODUCT INFORMATION Shape_TY_EN - 27.11.2019 - www.vs-furniture.com

Shape swivel chair.

Office swivel chair with synchronous mechanism, continuous seat height adjustment and safety gas spring. Seat and backrest upholstered with breathable molded foam or back-support mesh. Comfortable flat seat and mid-height or high backrest with plastic external shell. Adjustable upholstered backrest.

Frame consisting of a 5-spoke star foot.




Synchronous mechanism. The seat and backrest are synchronized to move with sitter and are always at the correct angle. Continuously adjustable and lockable support pressure for the back.

Synchronous mechanism - 3D (optional). As for the synchronous mechanism, but with additional automatic adjustment capability for the entire upper part of the chair (seat and backrest) either forward (inclination of seat up to -8°) or backward (inclination of backrest from 82° to 128°), as well as to the side (lateral movement up to +/-6°).

Synchronous mechanism - 3D, lockable (optional). With additional locking capability in zero position or at -6° forward inclination.

Lumbar support (optional) mechanical depth adjustment (3.5 cm).

The following material groups are available to choose from: Plastic frame: C; Frame made of metal: M(polished Alu, Alu silver); Fabric cover: S66.

					
Shape	Back	31712	31713	31714	
	Seat w-d	upholstery		net	
	Seat h (optional)	490-390			500-380
	Total w-h-d	400-520 (450-560)			
	Back h	720-900-1110-720	720-980-1190-720	720-1010-1130-720	
	Weight kg	500	580	610	
		13,5	14,8	12,9	