



**PRODUCT INFORMATION** S800-KSchrack-4-6\_TY\_EN - 22.11.2021 - www.vs-furniture.com

## Serie 800 Combination cabinets and combination shelves, 40 to 60 cm wide.

Element cabinet (for details, see table) in the height units 5 and 6 FH.

Type: Combined shelving and wing-door cabinets, each with a fixed construction base for vertical carcass division.





Front open or consisting of 2 single-wing doors hung on the left or right with bow-type handles, inset-type handles or knob handles.

Locking system optionally with cylinder or turnknob locks.

Interior equipment consisting of adjustable shelf inserts.

Erection: Models from a height of 197 cm or models with drawers and/or pullouts (DGVU Regel 108-007) must be secured to the wall or floor.

The following material groups are available: Body and bases made of chipboard: L6; Front made of chipboard: L3; Front veneered: F1.

												
<b>Serie 800</b>	H(in cm for standard base) =	197,0	2+3FH (Shelf)	197,0	2+3FH	234,5	2+4FH	234,5	4+2FH			
<b>D=42,5</b>	W= 40 cm	44004				44008	44006	44007				
	W= 50 cm	44104				44108	44106	44107				
	W= 60 cm	44204				44208	44206	44207				
<b>D=58,0</b>	W= 40 cm	44304				44308	44306	44307				
	W= 50 cm	44404				44408	44406	44407				
	W= 60 cm	44504				44508	44506	44507				
	Adjustable shelf inserts	3				4	4	4				
	Locks	1				1	2	2				