



PRODUCT INFORMATION S800-Regal-10-12_TY_EN - 22.11.2021 - www.vs-furniture.com

Serie 800 Shelving cabinets, 100 to 120 cm wide.
















Element cabinet (for details, see table) in the height units 2, 3, 4, 5 and 6 FH.

Type: Open shelving cabinet, some with centre partition flush with the carcass or set back (CPsb) for horizontal carcass division.

Interior equipment consisting of adjustable shelf inserts.

Erection: Models from a height of 197 cm or models with drawers and/or pullouts (DGVU Regel 108-007) must be secured to the wall or floor.

The following material groups are available: Body and bases made of chipboard: L6.

																
Serie 800	H (in cm for standard base) =	84,5 2FH			122,0 3FH			159,5 4FH			197,0 5FH			234,5 6FH		
D=42,5	W= 100 cm	44135	44136	44137	44141	44142	44143	44144	44145	44146	44147	44148	44149	44150	44151	44152
	W= 120 cm	44235	44236	44237	44241	44242	44243	44244	44245	44246	44247	44248	44249	44250	44251	44252
D=58,0	W= 100 cm	44435	44436	44437	44441	44442	44443	44444	44445	44446	44447	44448	44449	44450	44451	44452
	W= 120 cm	44535	44536	44537	44541	44542	44543	44544	44545	44546	44547	44548	44549	44550	44551	44552
	Adjustable shelf inserts	1	2	2	2	4	4	3	6	6	4	8	8	5	10	10
	CP, CPsb	-	CP	CPsb	-	CP	CPsb	-	CP	CPsb	-	CP	CPsb	-	CP	CPsb